

Introductory sub-table (I)(a)

Name of the Company: EMPOWER INDIA LIMITED

Scrip Code, Name of the scrip, class of security: : 504351, EMPOWER, Equity

Quarter ended: 30th September, 2014

Partly paid-up shares:-	No. of partly paid-up shares	As a % of total no. of partly paid-up shares	As a % of total no. of shares of the company
Held by promoter/promoter group	NIL	NIL	NIL
Held by public	NIL	NIL	NIL
Total - D	NIL	NIL	NIL

Outstanding convertible securities:-	No. of outstanding securities	As a % of total no. of outstanding convertible securities	As a % of total no. of shares of the company, assuming full conversion of the convertible securities
Held by promoter/promoter group	NIL	NIL	NIL
Held by public	NIL	NIL	NIL
Total - E	NIL	NIL	NIL

Warrants:-	No. of warrants	As a % of total no. of warrants	As a % of total no. of shares of the company, assuming full conversion of warrants
Held by promoter/promoter group	NIL	NIL	NIL
Held by public	NIL	NIL	NIL
Total - F	NIL	NIL	NIL

Total paid-up capital of the company, assuming full conversion of warrants and convertible securities

1163798560



Statement Showing Shareholding Pattern

Category code	Category of Shareholder	Number of Shareholders	Table (I)(a)		Total shareholding as a percentage of total number of shares		Shares Pledged or otherwise encumbered		
			Total number of shares	Number of shares held in dematerialized form	As a percentage of (A+B) ¹	As a percentage of (A+B+C)	Number of shares	As a percentage	
			(IV)	(V)	(VI)	(VII)	(VIII)	(IX)= (VIII)/(IV)*1	
(I)	(II)	(III)	(IV)	(V)	(VI)	(VII)	(VIII)	(IX)= (VIII)/(IV)*1	
(A)	Shareholding of Promoter and Promoter Group								
1	Indian								
(a)	Individuals/ Hindu Undivided Family	1	9081787	9081787	0.78	0.78	0	0.00	
(b)	Central Government/ State Government(s)	0	0	0	0.00	0.00	0	0.00	
(c)	Bodies Corporate	0	0	0	0.00	0.00	0	0.00	
(d)	Financial Institutions/ Banks	0	0	0	0.00	0.00	0	0.00	
(e)	Any Others(Specify)	0	0	0	0.00	0.00	0	0.00	
	Trusts	1	165700000	165700000	14.24	14.24	0	0.00	
(c-i)	Directors	0	0	0	0.00	0.00	0	0.00	
	Sub Total(A)(1)	2	174781787	174781787	15.02	15.02	0	0.00	
2	Foreign								
a	Individuals (Non-Residents Individuals/ Foreign Individuals)	0	0	0	0.00	0.00	0	0.00	
b	Bodies Corporate	0	0	0	0.00	0.00	0	0.00	
c	Institutions	0	0	0	0.00	0.00	0	0.00	
d	Qualified Foreign Investor	0	0	0	0.00	0.00	0	0.00	
e	Any Others(Specify)	0	0	0	0.00	0.00	0	0.00	
	Sub Total(A)(2)	0	0	0	0.00	0.00	0	0.00	
	Total Shareholding of Promoter and Promoter Group (A)=(A)(1)+(A)(2)	2	174781787	174781787	15.02	15.02	0	0.00	
(B)	Public shareholding								
1	Institutions								
(a)	Mutual Funds/ UTI	0	0	0	0.00	0.00			
(b)	Financial Institutions/ Banks	0	0	0	0.00	0.00			
(c)	Central Government/ State Government(s)	0	0	0	0.00	0.00			
(d)	Venture Capital Funds	0	0	0	0.00	0.00			
(e)	Insurance Companies	0	0	0	0.00	0.00			
(f)	Foreign Institutional Investors	0	0	0	0.00	0.00			
(g)	Foreign Venture Capital Investors	0	0	0	0.00	0.00			
(h)	Qualified Foreign Investor	0	0	0	0.00	0.00			
(i)	Any Other (specify)	0	0	0	0.00	0.00			
	Sub-Total (B)(1)	0	0	0	0.00	0.00	N. A.	N. A.	
B 2	Non-institutions								
(a)	Bodies Corporate	247	681668168	302999983	58.57	58.57			
(b)	Individuals								
I	Individuals -i. Individual shareholders holding nominal share capital up to Rs 1 lakh	7148	68739278	68737536	5.91	5.91			
II	ii. Individual shareholders holding nominal share capital in excess of Rs. 1 lakh.	250	217260051	217260051	18.67	18.67			
(c)	Qualified Foreign Investor	0	0	0	0.00	0.00			
(d)	Any Other (specify)	0	0	0	0.00	0.00			
(d-i)	NRI (Repat & Non Repat)	32	5327223	5327223	0.46	0.46			
(d-ii)	OCB's	1	5	5	0.00	0.00			
(d-iii)	Trust	0	0	0	0.00	0.00			
(d-iv)	Hindu Undivided Family	399	15726736	15726736	1.35	1.35			
(d-v)	Employee	0	0	0	0.00	0.00			
(d-vi)	Clearing Members	4	295312	295312	0.03	0.03			
	Sub-Total (B)(2)	8081	989016773	610346846	84.98	84.98	N. A.	N. A.	
(B)	Total Public Shareholding (B)=(B)(1)+(B)(2)	8081	989016773	610346846	84.98	84.98			
	TOTAL (A)+(B)	8083	1163798560	785128633	100.00	100.00	N. A.	N. A.	
(C)	Shares held by Custodians and against which Depository Receipts have been issued								
1	Promoter and Promoter Group	0	0	0	0	0.00	N. A.	N. A.	
2	Public	0	0	0	0	0.00	N. A.	N. A.	
	Sub-Total (C)	0	0	0	0	0.00	N. A.	N. A.	
	GRAND TOTAL (A)+(B)+(C)	8083	1163798560	785128633	100.00	100.00			



Sr.No	Notes
1	Only one class of Securities issued by the Company.



(1)(b) Statement showing holding of securities (including shares, warrants, convertible securities) of persons belonging to the category "Promoter and Promoter Group"

Sr. No.	Name of the shareholder	Details of Shares held		Encumbered shares (*)			Details of warrants		Details of convertible securities		Total shares (including underlying shares assuming full conversion of warrants and convertible securities) as a % of diluted share capital
		Number of shares held	As a % of grand total (A)+(B)+(C)	No.	As a percentage (VI)=(V)/(III)*100	As a % of grand total (A)+(B)+(C) of sub-clause (i)(a)	Number of warrants held	As a % total number of warrants of the same class	Number of convertible securities held	As a % total number of convertible securities of the same class	
1	DEVANG MASTER	9081787	0.78	0	0.00	0.00	0	0.00	0	0.00	0.78
2	MASTER BENEFICIARY TRUST	165700000	14.24	0	0.00	0.00	0	0.00	0	0.00	14.24
TOTAL		174781787	15.02	0	0.00	0.00	0	0.00	0	0.00	15.02


(*) The term "encumbrance" has the same meaning as assigned to it in regulation 28(3) of the SAST Regulations, 2011



Statement showing holding of securities (including shares, warrants, convertible securities) of persons belonging to the category "Public" and holding more than 1% of the total number of shares


(D)(c)(i)

Sr. No.	Name of the shareholder	Number of shares held	Shares as a percentage of total number of shares i.e., Grand Total (A)+(B)+(C) indicated in Statement at para (D)(a) above}	Details of warrants		Details of convertible securities		Total shares (including underlying shares assuming full conversion of warrants and convertible securities) as a % of diluted share capital
				Number of warrants held	As a % total number of warrants of the same class	Number of convertible securities held	% w.r.t total number of convertible securities of the same class	
1	TREND COMMO SALES PRIVATE	71875000	6.18	0	0	0	0	6.18
2	WELLMAN TRADELINKS PVT LTD	68195000	5.86	0	0	0	0	5.86
3	ROSEWOOD VINTRADE PVT LTD	62675000	5.39	0	0	0	0	5.39
4	ENERGY COMMOTRADE PVT LTD	57500000	4.94	0	0	0	0	4.94
5	ADAMINA TRADERS PRIVATE LIMITED	46252150	3.97	0	0	0	0	3.97
6	MAGAN MERCANTILE PRIVATE LIMITED	45910000	3.94	0	0	0	0	3.94
7	NANDA KUMAR S	41542036	3.57	0	0	0	0	3.57
8	AYOG INFRASTRUCTURE PRIVATE LIMITED	40581417	3.49	0	0	0	0	3.49
9	VIHAR INFRASTRUCTURE PRIVATE LIMITED	36495226	3.14	0	0	0	0	3.14
10	L N POLYSTERS LTD	31500000	2.71	0	0	0	0	2.71
11	OBALSH VENKATESH	31235000	2.68	0	0	0	0	2.68
12	AMARESH RAO GAIKWAD	27500000	2.36	0	0	0	0	2.36
13	V AND R YARNS PVT LTD	26250000	2.26	0	0	0	0	2.26
14	APRATEEM TRADING PRIVATE LIMITED	25928180	2.23	0	0	0	0	2.23
15	GILL ENTERTAINMENT PVT LTD	21850000	1.88	0	0	0	0	1.88
16	GILL ENTERTAINMENT PVT LTD	19422220	1.67	0	0	0	0	1.67
17	ANASUYA POLA	18562500	1.59	0	0	0	0	1.59
18	HN ORGANISERS & DEVELOPERS LLP	18000000	1.55	0	0	0	0	1.55
19	PATEL & PATEL TEAM DEVELOPERS LLP	18000000	1.55	0	0	0	0	1.55
20	ACACIO TRADLINK PVT LTD	11787500	1.01	0	0	0	0	1.01
TOTAL		721061229	61.96	0	0	0	0	61.96



(D)(c)(ii) Statement showing holding of securities (including shares, warrants, convertible securities) of persons (together with PAC) belonging to the category "Public" and holding more than 5% of the total number of shares of the company

Sr. No.	Name(s) of the shareholder(s) and the Persons Acting in Concert (PAC) with them	Number of shares	Shares as a percentage of total number of shares {i.e., Grand Total (A)+(B)+(C) indicated in Statement at para (I)(a) above}	Details of warrants		Details of convertible securities		Total shares (including underlying shares assuming full conversion of warrants and convertible securities) as a % of diluted
				Number of warrants	As a % total number of warrants of the same class	Number of convertible securities held	% w.r.t total number of convertible securities of the same class	
1	TREND COMMOALES PRIVATE	71875000	6.18	0	0	0	0	6.18
2	WELLMAN TRADELINKS PVT LTD	68195000	5.86	0	0	0	0	5.86
3	ROSEWOOD VINTRADE PVT LTD	62675000	5.39	0	0	0	0	5.39
TOTAL		202745000	17.42	0	0	0	0	17.42




Statement showing details of locked-in shares			
(I)(d)			
Sr. No.	Name of the shareholder	Number of locked-in shares	Locked-in shares as a percentage of total number of shares {i.e., Grand Total (A)+(B)+(C) indicated in Statement at para (I)(a) above}
1	MASTER BENEFICIARY TRUST	35767000	3.07
	TOTAL	35767000	3.07
			Promoter / Promoter Group / Public
			Promoter/Promoter Group



(II)(a) Statement showing details of Depository Receipts (DRs)

Sr. No.	Type of outstanding DR (ADRs, GDRs, SDRs, etc.)	Number of outstanding DRs	Number of shares underlying outstanding DRs	Shares underlying outstanding DRs as a percentage of total number of shares {i.e., Grand Total (A)+(B)+(C) indicated in Statement at para (I)(a) above}
1	Nil	0	0	0.00
TOTAL		0	0	0.00



(II)(b) Statement showing holding of Depository Receipts (DRs), where underlying shares held by "promoter/promoter group" are in excess of 1% of the total number of shares

Sr. No.	Name of the DR Holder	Type of outstanding DR (ADRs, GDRs, SDRs, etc.)	Number of shares underlying outstanding DRs	Shares underlying outstanding DRs as a percentage of total number of shares {i.e., Grand Total (A)+(B)+(C) indicated in Statement at para (I)(a) above}
1	NIL	0	0	0.00
TOTAL			0	0.00

