



30th July, 2020

To,
Listing Department,
BSE Limited
P.J. Towers, Dalal Street,
Fort, Mumbai – 400 001

Scrip Code : 504351
Scrip Id : EMPOWER

Subject: Outcome of Meeting of Board of Directors of the Company held on 30th July, 2020

Dear Sir/ Madam,

Pursuant regulation 30 and 33 of SEBI (LODR) Regulations, 2015, we hereby inform you that the Board of Directors at their meeting held on **30th July, 2020** have inter-alia considered, approved the Standalone and Consolidated Audited Financial Results for the quarter and year ended **31st March, 2020**.

These results have been reviewed and recommended by the Audit Committee and taken on the record by the Board of Directors at their respective meetings held today, i.e. on 30th July, 2020. Further, copy of Audited Financial Results and the Audit Report as approved by Board of Directors is enclosed for your records.

The Board Meeting commenced at 05:00 P.M. and concluded at 06:00 P.M.

This is for your information and records.

Thanking You,

For Empower India Limited



Rajgopalan Iyengar
Director
DIN: 00016496

Encl: As Above



EMPOWER INDIA LIMITED

CIN No.:L51900MH1981PLC023931

Regd. Off:- 25/25A, 2nd Floor, 327, Nawab Building, D.N. Road, Opp. Thomas Cook, Fort, Mumbai - 400001.

Phone: 022-220445055, 220445044, Mobile/Helpdesk No:- 9702003139 Website: www.empowerindia.in Email:- info@empowerindia.in

STATEMENT OF AUDITED FINANCIAL RESULTS FOR THE QUARTER AND YEAR ENDED 31ST MARCH, 2020.

(Rs. in Lakhs)

PART-1		STANDALONE				
Sr. No.	Particulars	3 months ended 31-Mar-2020 Audited	Preceding 3 months ended 31-Dec-2019 Unaudited	Corresponding 3 months ended in the previous year 31-Mar-2019 Audited	Current Year 31-Mar-2020 Audited	Previous year ended 31-Mar-2019 Audited
1	Income					
	(a) Revenue From Operations	0.00	0.00	91.53	0.00	91.53
	(b) Other Income	0.00	0.00	(1112.78)	0.00	23.27
	Total Revenue	0.00	0.00	(1021.24)	0.00	114.81
2	Expenses					
	(a) Cost of materials consumed	0.00	0.00	0.00	0.00	0.00
	(b) Purchases of Services	0.00	0.00	88.35	0.00	88.35
	(c) Changes in inventories of finished goods, work-in-progress and stock-in-trade	0.00	0.00	0.00	0.00	0.00
	(d) Finance Cost	0.048	0.03	(1022.68)	0.12	1.36
	(e) Employee Benefits Expenses	2.41	1.98	6.00	9.27	10.22
	(f) Depreciation and amortisation expense	0.00	0.00	0.00	0.00	0.00
	(g) Other expenses (Any item exceeding 10% of the total expenses relating to continuing operations to be shown separately)	9.61	5.46	(30.40)	25.79	10.90
	Total Expenses	12.06	7.47	(958.74)	35.17	110.82
3	Profit / (Loss) before exceptional and extraordinary items and tax (1-2)	(12.06)	(7.47)	(62.50)	(35.17)	3.99
4	Exceptional Items	(1071.72)	1052.428	0.00	1415.77	0.00
5	Profit / (Loss) before extraordinary items and tax (3-4)	1059.66	(1059.90)	(62.50)	(1450.94)	3.99
6	Extraordinary Items	0.00	0.000	0.00	0.00	0.00
7	Profit/ (Loss) before Tax (5-6)	1059.66	(1059.90)	(62.50)	(1450.94)	3.99
8	Tax Expenses				0.00	
	(a) Current Tax	0.00	0.000	1.01	0.00	1.01
	(b) Deferred Tax	0.000	0.000	0.00	0.00	0.00
8	Profit/ (Loss) for a period from continuing operations (7-8)	1059.66	(1059.90)	(63.52)	(1450.94)	2.97
9	Profit/ (Loss) for a period from dis -continuing operations	0.000	0.000	0.00	0.00	0.00
10	Tax Expenses of discontinued operations	0.000	0.000	0.00	0.00	0.00
11	Profit/ (Loss) for a period from dis - continuing operations (after tax) (9-10)	0.000	0.000	0.00	0.00	0.00
12	Other Comprehensive Income/ (Loss)				0.00	
	A) (i) Amount of items that will not be reclassified to profit or loss	0.000	0.000	0.00	0.00	0.00
	(ii) Income tax relating to items that will not be reclassified to profit or loss	0.000	0.000	0.00	0.00	0.00
	B.) (i) Amount of items that will be reclassified to profit or loss	0.000	0.000	0.00	0.00	0.00
	(ii) Income tax relating to items that will not be reclassified to profit or loss	0.000	0.000	0.00	0.00	0.00
13	Total Comprehensive income for the period (comprising profit/loss) and other comprehensive income for the period) (8- 11-12)	1059.657	(1059.896)	(63.518)	(1450.944)	2.97
	Paid-up Equity Share Capital (Face Value of Rs. 1/- each)	11637.99	11637.99	11637.99	11637.99	11637.99
14	Earning Per Share (For continuing operations)					
	(a) Basic	0.091	(0.091)	(0.005)	(0.125)	0.0003
	(b) Diluted	0.091	(0.091)	(0.005)	(0.125)	0.0003

Empower India Limited

CIN: L51900MH1981PLC023931

Regd Office: 25 /25A, II Floor, 327, Nawab Building, D.N. Road, Fort, Mumbai - 400 001

Phone: 022- 22045055, 22045044 | Mobile/Helpdesk No.: +91 97020 03139

Email: info@empowerindia.in | Website: www.empowerindia.in





EMPOWER INDIA LIMITED

CIN No. L51900MH1981PLC023931

Regd. Office : 25/25A, 2nd Floor, Nawab Building, 327, D.N.Road, Fort, Mumbai- 400 001

Phone: 022- 22045055, 22045044, Email: info@empowerindia.in

SUMMARISED BALANCE SHEET AS ON 31.03.2020

(Rs. In Lakhs)

Sr.No.	STATEMENT OF ASSETS AND LIABILITIES Particulars	STANDALONE	
		As at Current year ended	As at Previous year ended
		31.03.2020 (Audited)	31.03.2019 (Audited)
A	ASSETS		
1	Non-Current Assets		
	Property, plant and equipment	0.00	0.00
	Capital work-in-progress	0.00	0.00
	Investment property	0.00	0.00
	Goodwill	0.00	0.00
	Other intangible assets	0.00	0.00
	Non- Current Financial Assets	0.00	0.00
	Non-current investments	23,046.85	27432.27
	Trade receivables, non-current	0.00	0.00
	Loans, non-current	-	1235.25
	Other non-current financial assets	6009.40	8223.52
	Total non-current financial assets	29056.25	36894.04
	Deferred tax assets (net)	0.00	0.00
	Other non-current assets	157.04	0.00
	Total non-current assets	29,213.29	36894.04
2	Current assets		
	Inventories	517.36	517.36
	Current financial asset		
	Current investments	0.00	0.00
	Trade receivables, current	0.00	50.99
	Cash and cash equivalents	7.97	2.67
	Bank balance other than cash and cash equivalents	1.97	108.82
	Loans, current	16,402.14	16393.76
	Other current financial assets	0.00	0.00
	Total current financial assets	16,929.44	17073.60
	Current tax assets (net)	0.00	0.00
	Other current assets	0.00	8.56
	Total current assets	16,929.44	17082.16
3	Non-current assets classified as held for sale	0.00	0.00
4	Regulatory deferral account debit balances and related deferred tax Assets	0.00	0.00
	Total assets	46,142.73	53976.20

Empower India Limited

CIN: L51900MH1981PLC023931

Regd Office: 25 /25A, II Floor, 327, Nawab Building, D.N. Road, Fort, Mumbai – 400 001

Phone: 022- 22045055, 22045044 | Mobile/Helpdesk No.: +91 97020 03139

Email: info@empowerindia.in | Website: www.empowerindia.in



EMPOWER INDIA LIMITED
CIN No. L51900MH1981PLC023931
 Regd. Office : 25/25A, 2nd Floor, Nawab Building, 327, D.N.Road, Fort, Mumbai- 400 001
 Phone: 022- 22045055, 22045044, Email: info@empowerindia.in
SUMMARISED BALANCE SHEET AS ON 31.03.2020

(Rs. In Lakhs)

Sr.No.	STATEMENT OF ASSETS AND LIABILITIES Particulars	STANDALONE	
		As at Current year ended	As at Previous year ended
		31.03.2020 (Audited)	31.03.2019 (Audited)
	Equity and liabilities		
1	Equity		
	Equity attributable to owners of parent		
	Equity share capital	11637.99	11637.99
	Other equity	14,996.64	22237.72
	Total equity attributable to owners of parent	26,634.63	33875.71
	Non controlling interest		
	Total equity	26,634.63	33875.71
2	Liabilities		
	Non-current liabilities		
	Non-current financial liabilities		
	Trade payables, non-current	0.00	0.00
	Other non-current financial liabilities	0.00	0.00
	Total non-current financial liabilities	0.00	0.00
	Provisions, non-current	0.00	0.00
	Deferred tax liabilities (net)	2.10	2.10
	Deferred government grants, Non-current	0.00	0.00
	Other non-current liabilities	0.00	0.00
	Total non-current liabilities	2.10	2.10
	Current liabilities		
	Current financial liabilities		0.00
	Borrowings, current	16,600.00	16602.01
	Trade payables, current	2,895.18	3484.48
	Other current financial liabilities	0.00	0.00
	Total current financial liabilities	19,495.18	20086.49
	Other current liabilities	9.81	0.00
	Provisions, current	1.01	11.90
	Current tax liabilities (Net)	0.00	0.00
	Deferred government grants, Current	0.00	0.00
	Total current liabilities	19,506.00	20098.39
3	Liabilities directly associated with assets in disposal group classified as held for sale	0.00	0.00
4	Regulatory deferral account credit balances and related deferred tax liability	0.00	0.00
	Total liabilities	19,508.10	20100.49
	Total equity and liabilities	46,142.73	53976.20

Empower India Limited
 CIN: L51900MH1981PLC023931
 Regd Office: 25 /25A, II Floor, 327, Nawab Building, D.N. Road, Fort, Mumbai – 400 001
 Phone: 022- 22045055, 22045044 | Mobile/Helpdesk No.: +91 97020 03139
 Email: info@empowerindia.in | Website: www.empowerindia.in



EMPOWER INDIA LIMITED
CIN No.:L51900MH1981PLC023931

Regd. Off.:- 25/25A, 2nd Floor, 327, Nawab Building, D.N. Road, Opp. Thomas Cook, Fort, Mumbai - 400001.
Phone: 022-220445055, 220445044, Mobile/Helpdesk No:- 9702003139 Website: www.empowerindia.in Email:- info@empowerindia.in
STATEMENT OF AUDITED FINANCIAL RESULTS FOR THE QUARTER AND YEAR ENDED 31ST MARCH, 2020.

Sr. no	STATEMENT OF CASHFLOW	STANDALONE	
		As at Current year ended	As at Previous year ended
	Particulars	31.03.2020	31.03.2019
A	Cash flow from operating activities		
	Profit/(Loss) before tax	(1,450.94)	3.99
	Adjustments for:		
	Depreciation and amortization expense	-	-
	OCI Adjustments	-	-
	Finance income	-	(19.41)
	Finance cost	-	-
			(19.41)
	Operating profits before working capital changes	(1,450.94)	(15.42)
	<u>Adjustments for changes in:</u>		
	(Increase)/ Decrease in Trade receivables	50.99	954.21
	(Increase)/ Decrease in Inventories	-	-
	Increase/ (Decrease) in Trade payables	(589.30)	(1,317.79)
	(Increase)/ Decrease in other non current asset	3295.32	268.79
	(Increase)/ Decrease in other current asset	0.18	(0.18)
	Increase/(Decrease) in Current Liabilities and Provision	(1.07)	(8.69)
		2,756.12	(103.66)
	Cash generated from operations	1,305.18	(119.08)
	Income Taxes paid	-	(1.01)
	Net cash inflow/(outflow) from operating activities	1,305.18	(120.10)
B	Cash flow from investing activities		
	Purchase of Investments	(1,406.73)	-
	Short term loans given	-	511.84
	Interest received	-	19.41
	Net cash outflow from investing activities	(1,406.73)	531.25
C	Cash Flow from Financing activities		
	Increase/(Decrease) in Short term borrowings	-	(403.02)
	Interest paid	-	-
	Net cash inflow/(outflow) from Financing activities	-	(403.02)
	Net Increase/(Decrease) in Cash and Cash Equivalents	(101.55)	8.14
	Cash and cash equivalents at the beginning of the financial year	111.49	103.35
	Cash and cash equivalents at the end of the financial year	9.93	111.49
	Cash and cash equivalents comprise of:		
	Cash in Hand	7.97	2.67
	Bank Balances (Current Accounts)	1.97	108.82
		9.93	111.49


Empower India Limited

CIN: L51900MH1981PLC023931

Regd Office: 25 /25A, II Floor, 327, Nawab Building, D.N. Road, Fort, Mumbai – 400 001

Phone: 022- 22045055, 22045044 | Mobile/Helpdesk No.: +91 97020 03139

Email: info@empowerindia.in | Website: www.empowerindia.in





TEJAS NADKARNI & ASSOCIATES
CHARTERED ACCOUNTANTS

Shop No 4, Lilac Garden CHS , 90 Feet Road, Near Ganesh Chowk, Kandivali (West),
Mumbai- 400067, Mobile No: 9819892267, Email: tejas_nadkarni@yahoo.com

Auditor's Report on Quarterly Financial Results and Year to Date Results of Empower India Limited
Pursuant to the Regulation 33 of SEBI (Listing Obligations and Disclosure Requirements)
Regulations, 2015

To,
The Board of Directors,
Empower India Limited
25/25A, 2nd Floor, 327,
Nawab Building, D. N. Road,
Fort, Mumbai - 400001.

We have audited the quarterly financial results of **Empower India Limited** for the quarter ended **31st March, 2020** and the year to date results for the period **1st April, 2019 to 31st March, 2020**, attached herewith, being submitted by the company pursuant to the requirement of Regulation 33 of the SEBI (Listing Obligations and Disclosure Requirements) Regulations, 2015. These quarterly financial results as well as the year to date financial results have been prepared from interim financial statements, which are the responsibility of the company's management. Our responsibility is to express an opinion on these financial results based on our audit of such interim financial statements, which have been prepared in accordance with the recognition and measurement principles laid down in Accounting Standard for Interim Financial Reporting (AS 25 / Ind AS 34), prescribed, under Section 133 of the Companies Act, 2013 read with relevant rules issued there under; as applicable and other accounting principles generally accepted in India.

We conducted our audit in accordance with the auditing standards generally accepted in India. Those standards require that we plan and perform the audit to obtain reasonable assurance about whether the financial results are free of material misstatement(s). An audit includes examining, on a test basis, evidence supporting the amounts disclosed as financial results. An audit also includes assessing the accounting principles used and significant estimates made by management. We believe that our audit provides a reasonable basis for our opinion.





TEJAS NADKARNI & ASSOCIATES
CHARTERED ACCOUNTANTS

Shop No 4, Lilac Garden CHS , 90 Feet Road, Near Ganesh Chowk, Kandivali (West),
Mumbai- 400067, Mobile No: 9819892267, Email: tejas_nadkarni@yahoo.com

In our opinion and to the best of our information and according to the explanations given to us these quarterly financial results as well as the year to date results:

- (i) are presented in accordance with the requirements of Regulation 33 of the SEBI (Listing Obligations and Disclosure Requirements) Regulation 2015 in this regard ; and
- (ii) give a true and fair view of the net profit/loss and other financial information for the quarter ended **31st March, 2020** as well as the year to date results for the period from **1st April, 2019 to 31st March, 2020**.

For M/s. Tejas Nadkarni & Associates,
Chartered Accountants
Firm Reg. No. 135197W

TH Nadkarni

CA Tejas Nadkarni
(Proprietor)

Membership No.: 122993

UDIN: 20122993AAAABD7038



Date: 30th July, 2020

Place: Mumbai



EMPOWER INDIA LIMITED

CIN No.: L51900MH1981PLC023931

Regd. Off.: 25/25A, 2nd Floor, 327, Nawab Building, D.N. Road, Opp. Thomas Cook, Fort, Mumbai - 400001.

Phone: 022-220445055, 220445044, Mobile/Helpdesk No.: 9702003139 Website: www.empowerindia.in Email: info@empowerindia.in

STATEMENT OF AUDITED FINANCIAL RESULTS FOR THE QUARTER AND YEAR ENDED 31ST MARCH, 2020. (Rs. in Lakhs)

PART-1		CONSOLIDATED				
Sr. No.	Particulars	3 months ended	Preceding 3 months ended	Corresponding 3 months ended in the previous year	Current Year	Previous year ended
		31-Mar-2020	31-Dec-2019	31-Mar-2019	31-Mar-2020	31-Mar-2019
		Audited	Unaudited	Audited	Audited	Audited
1	Income					
	(a) Revenue From Operations	0.00	0.000	91.53	5.59	91.53
	(b) Other Income	0.00	0.000	(1112.78)	0.00	23.27
	Total Revenue	0.00	0.000	(1021.24)	5.59	114.81
2	Expenses					
	(a) Cost of materials consumed	0.00	0.000	0.00	0.00	0.00
	(b) Purchases of Services	0.00	0.000	88.35	0.00	88.35
	(c) Changes in inventories of finished goods, work-in-progress and stock-in-trade	0.00	0.000	0.00	0.00	0.00
	(d) Finance Cost	0.048	0.025	(1022.68)	0.12	0.11
	(e) Employee Benefits Expenses	2.41	1.983	6.00	9.27	10.22
	(f) Depreciation and amortisation expense	0.00	0.000	0.00	0.00	0.00
	(g) Other expenses (Any item exceeding 10% of the total expenses relating to continuing operations to be shown separately)	9.61	5.460	(30.40)	25.82	12.42
	Total Expenses	12.06	7.468	(958.74)	35.21	111.09
3	Profit / (Loss) before exceptional and extraordinary items and tax (1-2)	(12.06)	(7.468)	(62.50)	(29.62)	3.72
4	Exceptional Items	(1071.72)	1052.428	0.00	1312.97	0.00
5	Profit / (Loss) before extraordinary items and tax (3-4)	1059.66	(1059.90)	(62.50)	(1342.58)	3.72
6	Extraordinary Items	0.00	0.000	0.00	0.00	0.00
7	Profit/ (Loss) before Tax (5-6)	1059.66	(1059.90)	(62.50)	(1342.58)	3.72
8	Tax Expenses					
	(a) Current Tax	0.00	0.000	1.01	0.00	1.01
	(b) Deferred Tax	0.00	0.000	0.00	0.00	0.00
8	Profit/ (Loss) for a period from continuing operations (7-8)	1059.66	(1059.90)	(63.52)	(1342.58)	2.70
9	Profit/ (Loss) for a period from dis -continuing operations	0.000	0.000	0.00	0.00	0.00
10	Tax Expenses of discontinued operations	0.000	0.000	0.00	0.00	0.00
11	Profit/ (Loss) for a period from dis -continuing operations (after tax) (9-10)	0.000	0.000	0.00	0.00	0.00
12	Other Comprehensive Income/ (Loss)					
	A) (i) Amount of items that will not be reclassified to profit or loss	0.000	0.000	0.00	0.00	0.00
	(ii) Income tax relating to items that will not be reclassified to profit or loss	0.000	0.000	0.00	0.00	0.00
	B.) (i) Amount of items that will be reclassified to profit or loss	0.000	0.000	0.00	0.00	0.00
	(ii) Income tax relating to items that will not be reclassified to profit or loss	0.000	0.000	0.00	0.00	0.00
13	Total Comprehensive income for the period (comprising profit/loss) and other comprehensive income for the period) (8-11-12)	1059.660	(1059.90)	(63.518)	(1342.58)	2.70
	Paid -up Equity Share Capital (Face Value of Rs. 1/- each)	11637.99	11637.99	11637.99	11637.99	11637.99
14	Earning Per Share (For continuing operations)					
	(a) Basic	0.091	(0.091)	(0.005)	(0.115)	0.0002
	(b) Diluted	0.091	(0.091)	(0.005)	(0.115)	0.0002


Empower India Limited

CIN: L51900MH1981PLC023931

Regd Office: 25/25A, II Floor, 327, Nawab Building, D.N. Road, Fort, Mumbai - 400 001

Phone: 022- 22045055, 22045044 | Mobile/Helpdesk No.: +91 97020 03139

Email: info@empowerindia.in | Website: www.empowerindia.in





EMPOWER INDIA LIMITED			
CIN No. L51900MH1981PLC023931			
Regd. Office : 25/25A, 2nd Floor, Nawab Building, 327, D.N.Road, Fort, Mumbai- 400 001			
Phone: 022- 22045055, 22045044, Email: info@empowerindia.in			
SUMMARISED BALANCE SHEET AS ON 31.03.2020			
(Rs. In Lakhs)			
Sr.No.	STATEMENT OF ASSETS AND LIABILITIES Particulars	CONSOLIDATED	
		As at Current year ended	As at Previous year ended
		31.03.2020 (Audited)	31.03.2019 (Audited)
A	ASSETS		
1	Non-Current Assets	0.00	0.00
	Property, plant and equipment	0.00	0.00
	Capital work-in-progress	0.00	0.00
	Investment property	0.00	0.00
	Goodwill	0.00	0.00
	Other intangible assets	0.00	0.00
	Non- Current Financial Assets	0.00	0.00
	Non-current investments	23040.85	27323.48
	Trade receivables, non-current	0.00	0.00
	Loans, non-current	0.00	1240.75
	Other non-current financial assets	6011.19	8041.47
	Total non-current financial assets	29052.04	36605.70
	Deferred tax assets (net)	0.00	0.00
	Other non-current assets	157.04	162.83
	Total non-current assets	29209.08	36768.53
2	Current assets		
	Inventories	517.36	517.36
	Current financial asset		
	Current investments	0.00	0.00
	Trade receivables, current	0.00	50.99
	Cash and cash equivalents	9.26	4.21
	Bank balance other than cash and cash equivalents	2.19	108.82
	Loans, current	16,402.14	16402.14
	Other current financial assets	0.00	0.00
	Total current financial assets	16930.95	16566.16
	Current tax assets (net)	0.00	0.00
	Other current assets	0.00	20.18
	Total current assets	16930.95	17103.70
3	Non-current assets classified as held for sale	0.00	0.00
4	Regulatory deferral account debit balances and related deferred tax Assets	0.00	0.00
	Total assets	46140.03	53872.23





EMPOWER INDIA LIMITED
CIN No. L51900MH1981PLC023931
Regd. Office : 25/25A, 2nd Floor, Nawab Building, 327, D.N.Road, Fort, Mumbai- 400 001
Phone: 022- 22045055, 22045044, Email: info@empowerindia.in
SUMMARISED BALANCE SHEET AS ON 31.03.2020
(Rs. In Lakhs)

Sr.No.	STATEMENT OF ASSETS AND LIABILITIES Particulars	CONSOLIDATED	
		As at Current year ended	As at Previous year ended
		31.03.2020 (Audited)	31.03.2019 (Audited)
	Equity and liabilities		
1	Equity		
	Equity attributable to owners of parent		
	Equity share capital	11637.99	11637.99
	Other equity	15065.99	22199.50
	Total equity attributable to owners of parent	26703.98	33837.49
	Non controlling interest	0.00	3.45
	Total equity	26703.98	33840.94
2	Liabilities		
	Non-current liabilities		
	Non-current financial liabilities		
	Trade payables, non-current	0.00	0.00
	Other non-current financial liabilities	0.00	1.03
	Total non-current financial liabilities	0.00	1.03
	Provisions, non-current	0.00	0.00
	Deferred tax liabilities (net)	2.10	2.10
	Deferred government grants, Non-current	0.00	0.00
	Other non-current liabilities	0.00	0.00
	Total non-current liabilities	2.10	3.12
	Current liabilities		
	Current financial liabilities	0.00	0.00
	Borrowings, current	16600.00	16603.01
	Trade payables, current	2823.13	3413.06
	Other current financial liabilities	0.00	11.08
	Total current financial liabilities	19423.13	20027.15
	Other current liabilities	9.81	0.00
	Provisions, current	1.01	1.01
	Current tax liabilities (Net)	0.00	0.00
	Deferred government grants, Current	0.00	0.00
	Total current liabilities	19433.95	20028.16
3	Liabilities directly associated with assets in disposal group classified as held for sale	0.00	0.00
4	Regulatory deferral account credit balances and related deferred tax liability	0.00	0.00
	Total liabilities	19433.95	20028.16
	Total equity and liabilities	46140.03	53872.23



EMPOWER INDIA LIMITED

CIN No. L51900MH1981PLC023931

Regd. Office : 25/25A, 2nd Floor, Nawab Building, 327, D.N.Road, Fort, Mumbai- 400 001

Phone: 022- 22045055, 22045044, Email: info@empowerindia.in

SUMMARISED BALANCE SHEET AS ON 31.03.2020

(Rs. In Lakhs)

Sr.No.	STATEMENT OF CASHFLOW Particulars	CONSOLIDATED	
		As at Current year ended	As at Previous year ended
		31.03.2020 (Audited)	31.03.2019 (Audited)
A	Cash flow from operating activities		
	Profit/(Loss) before tax	(1342.58)	3.72
	Adjustments for:		
	Adjustment for Non Controlling Stake	(4.23)	0
	Finance income	0	(19.41)
	Finance cost	0	0
		(4.23)	(19.41)
	Operating profits before working capital changes	(1346.81)	(15.69)
	Adjustments for changes in:		
	(Increase)/ Decrease in Trade receivables	50.99	924.85
	(Increase)/ Decrease in Inventories	0	0
	Increase/ (Decrease) in Trade payables	(589.93)	(1318.63)
	(Increase)/ Decrease in other non current asset	3271.03	288
	(Increase)/ Decrease in other current asset	25.96	9.82
	Increase/(Decrease) in Current Liabilities and Provision	(1.26)	(8.95)
		2756.76	(104.91)
	Cash generated from operations	1409.97	(120.60)
	Income Taxes paid	0	(0.75)
	Net cash inflow/(outflow) from operating activities	1409.97	(121.35)
B	Cash flow from investing activities		
	Purchase of Investments	(1507.51)	0
	Short term loans given	0	511.84
	Interest received	0	19.41
	Net cash outflow from investing activities	(1507.51)	531.25
C	Cash Flow from Financing activities		
	Increase/(Decrease) in Short term borrowings	(4.04)	(402.52)
	Interest paid	0	1.03
	Net cash inflow/(outflow) from Financing activities	(4.04)	(401.49)
	Net Increase/(Decrease) in Cash and Cash Equivalents	(101.58)	8.14
	Cash and cash equivalents at the beginning of the financial year	113.03	104.61
	Cash and cash equivalents at the end of the financial year	11.45	113.03
	Cash and cash equivalents comprise of:		
	Cash in Hand	9.26	3.99
	Bank Balances (Current Accounts)	2.19	103.04
		11.45	113.03

Empower India Limited

CIN: L51900MH1981PLC023931

Regd Office: 25 /25A, II Floor, 327, Nawab Building, D.N. Road, Fort, Mumbai – 400 001

Phone: 022- 22045055, 22045044 | Mobile/Helpdesk No.: +91 97020 03139

Email: info@empowerindia.in | Website: www.empowerindia.in





TEJAS NADKARNI & ASSOCIATES
CHARTERED ACCOUNTANTS

Shop No 4, Lilac Garden CHS , 90 Feet Road, Near Ganesh Chowk, Kandivali (West),
Mumbai- 400067, Mobile No: 9819892267, Email: tejas_nadkarni@yahoo.com

Auditor's Report on Consolidated Year to Date Results of the Empower India Limited
Pursuant to the Regulation 33 of SEBI (Listing Obligations and Disclosure Requirements)
Regulations, 2015

To,
The Board of Directors,
Empower India Limited
25/25A, 2nd Floor, 327,
Nawab Building, D. N. Road,
Fort, Mumbai- 400 001.

We have audited the consolidated financial results of **Empower India Limited** for the consolidated year to date results for the period **1st April, 2019 to 31st March, 2020**, attached herewith, being submitted by the company pursuant to the requirement of Regulation 33 of the SEBI (Listing Obligations and Disclosure Requirements) Regulations, 2015. These consolidated year to date financial results have been prepared from consolidated interim financial statements, which are the responsibility of the company's management. Our responsibility is to express an opinion on these consolidated financial results based on our audit of such consolidated interim financial statements, which have been prepared in accordance with the recognition and measurement principles laid down in Accounting Standard for Interim Financial Reporting (AS 25 / Ind AS 34), mandated under Section 133 of the Companies Act, 2013 read with relevant rules issued thereunder or by the Institute of Chartered Accountants of India¹, as applicable and other accounting principles generally accepted in India.

We conducted our audit in accordance with the auditing standards generally accepted in India. Those standards require that we plan and perform the audit to obtain reasonable assurance about whether the financial results are free of material misstatement(s). An audit includes examining, on a test basis, evidence supporting the amounts disclosed as financial results. An audit also includes assessing the accounting principles used and significant estimates made by management. We believe that our audit provides a reasonable basis for our opinion.

We did not audit the financial statements of three subsidiaries included in the consolidated year to date results, whose consolidated interim financial statements reflect total assets of Rs. 95.70 lakhs approx. as at 31st March, 2020 and; as well as the total revenue of Rs.1.36 lakhs as at 31st March 2020. These interim financial statements and other financial information have been audited by other auditors whose report(s) have been furnished to us, and our opinion on the year to date results, to the extent they have been derived from such interim financial statements is based solely on the report of such other auditors.





TEJAS NADKARNI & ASSOCIATES
CHARTERED ACCOUNTANTS

Shop No 4, Lilac Garden CHS , 90 Feet Road, Near Ganesh Chowk, Kandivali (West),
Mumbai- 400067, Mobile No: 9819892267, Email: tejas_nadkarni@yahoo.com

In our opinion and to the best of our information and according to the explanations given to us these consolidated year to date results:

(i) include the year to date Financial Results of the following entities;

- a) Empower Bollywood Private Limited.
- b) Empower TradEx Private Limited.
- c) Empower E- Venture LLP.

ii) have been presented in accordance with the requirements of Regulation 33 of the SEBI (Listing Obligations and Disclosure Requirements) Regulations, 2015 in this regard; and

(iii) give a true and fair view of the consolidated net loss and other financial information for the consolidated year to date results for the period from **1st April, 2019 to 31st March, 2020.**

For M/s. Tejas Nadkarni & Associates,
Chartered Accountants
Firm Reg. No. 135197W

Tejas Nadkarni

CA Tejas Nadkarni
(Proprietor)
Membership No.: 122993
UDIN: 20122993AAAABE6882



Date: - 30th July, 2020
Place: - Mumbai


Notes

1. The audited Standalone/Consolidated IND AS financial results of the Company for the quarter and year ended March 31, 2020 have been reviewed by the Audit Committee and approved by the Board of Directors at its meeting held on July 30, 2020. The statutory auditors have expressed an unmodified audit opinion on these results.
2. During the quarter ended 31st March, 2020 the Company is operating in single segment, accordingly segment wise reporting is not applicable, but shall provide it as and when the same shall be operative.
3. The statement has been prepared in accordance with the Companies (Indian Accounting Standard) Rules, 2015 (Ind AS) prescribed under section 133 of the Act, 2013 and other recognised accounting practices and policies to the extent applicable.
4. The COVID-19 pandemic has disrupted the many business operations globally due to lockdown and other directives imposed by the governments.

In view of the aforesaid, it is not possible for the Company to assess at this juncture, the extent to which the CoVID-19 pandemic will impact the results of company's business and financials over the period of time. However, the management will continue to monitor material changes, if any.

5. The figures for the quarter ended March 31, 2019 and March 31, 2020 are the balancing figures between the audited figures in respect of the full financial year and the published year to date figures up to the 3rd quarter of the current financial year and previous financial year.
6. Provision for taxes, if any, shall be made at the end of the year.

For Empower India Limited

A handwritten signature in black ink, appearing to read "Raj Iyengar".

Rajgopalan Iyengar
Director
DIN: 00016496



Empower India Limited

CIN: L51900MH1981PLC023931

Regd Office: 25 /25A, II Floor, 327, Nawab Building, D.N. Road, Fort, Mumbai – 400 001

Phone: 022- 22045055, 22045044 | Mobile/Helpdesk No.: +91 97020 03139

Email: info@empowerindia.in | Website: www.empowerindia.in



30th July, 2020

To
Listing Compliances Dept.
BSE Limited,
P.J. Towers, Fort,
Mumbai – 400 001

Scrip Code : 504351
Scrip Id : EMPOWER

Subject: Declaration In respect of Auditor's Report with un-modified opinion for the Audited Financial for the quarter and year ended 31st March, 2020

Dear Sir/ Madam,

With reference to the Audited Financial Results of the Company for the quarter and year ended 31st March, 2019, we hereby declare that the Statutory Auditor of the Company, M/s. Tejas Nadkarni & Associates, Chartered Accountant (Membership no. 122993), have expressed an unmodified opinion in its Report on Audited Financial Results of the Company for the quarter and year ended 31st March, 2020.

This is for your information and records.

Thanking You,

For Empower India Limited

Rajgopalan Iyengar
Director
DIN: 00016496

